

# 澳洲(新南威爾省) 特殊學校 參觀後反思

王<sub>王</sub>美德老師 王振雄物理治療師


7/6/2004



# 1. 學與教



- 國家課程 (N.S.W. National Curriculum) 😊
- 學習領域 (Key Learning Areas-KLAs) 😊
- 校本課程 (School-Based Curriculum) 😊


- 個別學習計劃 (IEP) 




- 個別轉銜計劃 (ITP)  (14歲或以上)


- 學生檔案 (Student's Portfolio) 


- 教學流程充實、豐富 

- 環境、設施、教材教具適切   
(e.g.壁佈板、課室佈置...)




- 有系統和標準化的視覺策略   
(visual strategy)(e.g.溝通咭/簿/相片...)



- 多元化的教學內容、活動 
- (e.g.週會、公民教育、感官花園、小動物...)

- 班內協作、師生互動 😊



- 學習機會 😊



- 學習氣氛 😊



## 2. 學校支援與校風

- 行政管理有系統 (e.g. 學校文件儲存、指引、參觀...) 😊
- 團隊協作 (e.g. 教師、助教、早茶...) 😊
- 校外網絡 (e.g. 社區支援、基金、資助計劃) 😊



- 職責、分工 😐




- 教學時間安排、速度 😐



### 3. 學生表現

- 學生為本 ☺
- 個別學習計劃 (IEP) ☺
- 個別轉銜計劃 (ITP) ☺
- 學生檔案 (Student's Portfolio) ☺







- 主動參與和表達 😊 (e.g. 溝通咭、溝通器..)
- 朋輩協作計劃 ( e.g. high school) 😊
- 校本卓越表現獎勵計劃  
(Learning award presentation) 😊





- 肌能活動與學習 😊







接著是...



# 4. 學校資源及措施 (1)

- 感官花園 
- 有系統的工場 
- 流程指引 
- 小設計，顯心思 

## 4. 學校資源及措施 (2)

- 水療按摩池 
- 資源課室和圖書館 
- 感觀刺激房 
- 生活技能訓練室 

## 4. 學校資源及措施 (3)

- 師生比例：1:6



理想！！

## 4. 學校資源及措施 (4)

- 沒有註校的治療師、護士

Department of Aging, Disability and Home Care

轉介



合適的治療師




有治療需要的學生



## 5. 家長工作 (1)

- 克服語言障礙：  
Community language officer作為溝通媒介

- 照顧入息偏低的家庭



## 5. 家長工作 (2)

- 鼓勵家長參與一年一度的教學研討會
- 家長投入會議，並就學生的學習重點給予意見





## 5. 家長工作 (3)

- 學校週報：讓家長了解學校情況



- 學生手冊：讓家長明白子女的學習情況



## 5. 家長工作 (4)

- 為有需要的家長提供協助，例如購買輪椅或其他器材





成相和反心



# 多方面感官刺激

聽覺、視覺、嗅覺



# 適合體弱的學生

Look  
at the colors of  
the garden






有充足的安全指引









































































物件擺放整齊



Monday	Tuesday	Wednesday	Thursday	Friday
  Shopping (Merrylands)   Morning tea in room  playground 10:45  Morning Circle  Workboxes Lunch in the c'room  playground 1:00  Art / Craft OR Music with Pauline   Diaries / Pack Bags / Goodbye  	  Morning Circle  Workboxes  Morning Tea in room  playground 11:00  Morning Circle  Workboxes Lunch in the c'room  playground 1:30  Aerobics OR Video   Diaries / Pack Bags / Goodbye  	  Morning Circle  Mini gym  Morning tea in room  playground 11:00  Workboxes  Hydrotherapy Lunch in the c'room  playground 1:30  Art / Craft OR Library OR Leisure Time    Diaries / Pack Bags / Goodbye  	  Morning Circle  Special Olympics  Morning tea in room  playground 11:00  Cooking  Lunch in the c'room  playground 1:30  Playstations with J 12  Diaries / Pack Bags / Goodbye  	  Morning Circle  Workboxes  Morning tea in room  playground 11:00  Community Outing   Lunch in the c'room  playground 1:30  Assembly  Diaries / Pack Bags / Goodbye  





Tuesday

An orange folder with a white horizontal band. On the folder are a red comb, a green marker with a colorful cap, and a white glue bottle with a pink cap.

Wednesday

A blue folder with a white horizontal band. On the folder is a black fabric bag and a white glue bottle with a pink cap.

School

A green folder with a white horizontal band. On the folder is a black and white illustration of a school building with a bus and a van. The word "school" is written above the illustration.

H

A blue folder with a white horizontal band. On the folder is a white box containing the letter "H".



試滑一個!











THE CENTER  
FOR THE STUDY OF  
THE EYE  
AND THE EYE  
AND THE EYE  
AND THE EYE

VISUAL STIMULATION  
The following information  
is for the use of the  
eye.

FUNCTIONAL VISION TRAINING





- 讓學生和老師能更容易明白和跟從日常生活和學習流程
- Plenty of picture cues concerning the daily routine of the students so that both teachers and students can follow the classroom routine easily

- The school curriculum is based on the N.S.W. *Department of Education* and Training's prescribed curriculum areas.
- These are called *Key Learning Areas (KLAs)*.

# Key Learning Areas (KLAs)

Ordinary School: Y1-Y6/ Y10

Special School: eg. Stage 1-6 (K-over 14 yr)

- English
- Mathematics
- Science
- Technology
- Creative & Performing Arts
- Personal Development, Health & Physical Education
- Human Society and its Environment
- others





Chalmers Rd School  
Individual Plan

**Student Details**

Name \_\_\_\_\_ DOB \_\_\_\_\_  
Teacher \_\_\_\_\_ Class \_\_\_\_\_ Year \_\_\_\_\_ Status \_\_\_\_\_

**Appraisal Meeting Details**

*IEP/ITP Meeting Date:* \_\_\_\_\_

*Persons Present* \_\_\_\_\_ *Relationship* \_\_\_\_\_ *Signature* \_\_\_\_\_

---

---

---

---

---

---

---

**Meeting Discussion Points/Future Planning Priorities**

**Course Number**

**Pattern of Study-Course Selection**



*Planning Summary*

*Stage 1-5*

*At the planning meeting, set goals for the year that cover the Key Learning Areas below.*

Name: \_\_\_\_\_ Date: \_\_\_\_\_

Mathematics	English
Technology & Applied Studies	Creative & Performing Arts
Personal Development, Health & Physical Education	Science
Human Society & its Environment	Languages other than English
<b>General Goals - State time frame (6-12 months) &amp; Persons Responsible</b> 1.  2.  3.  4.	



























